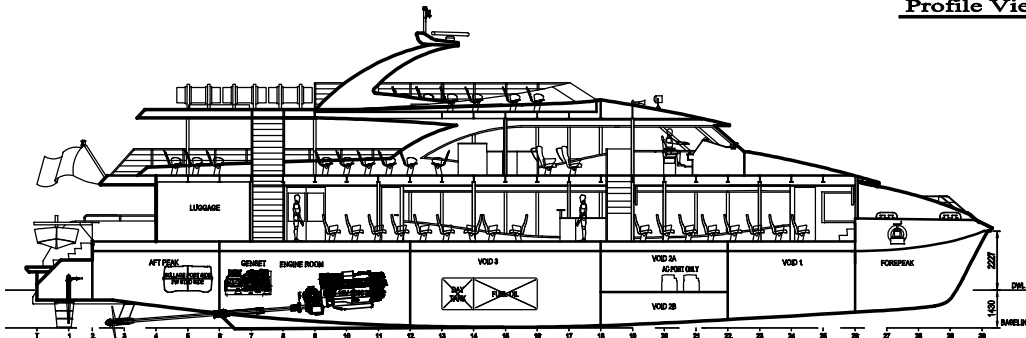
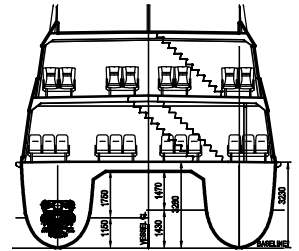


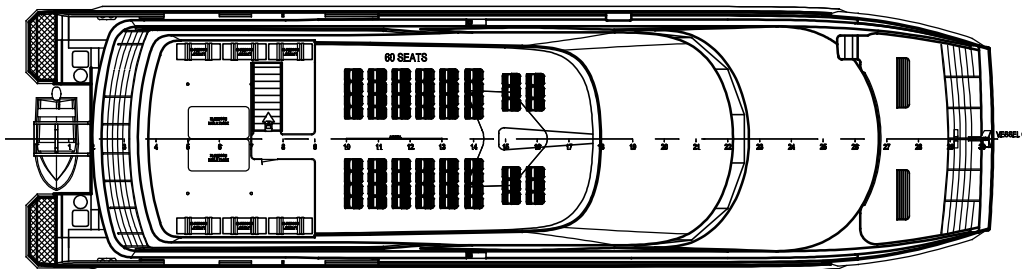
**Profile View**



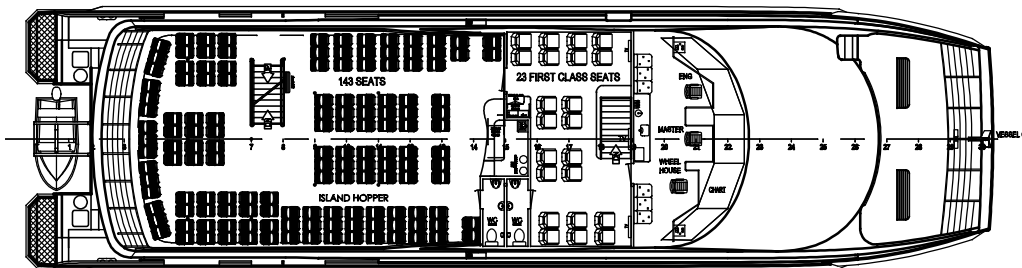
**Centreline Profile**



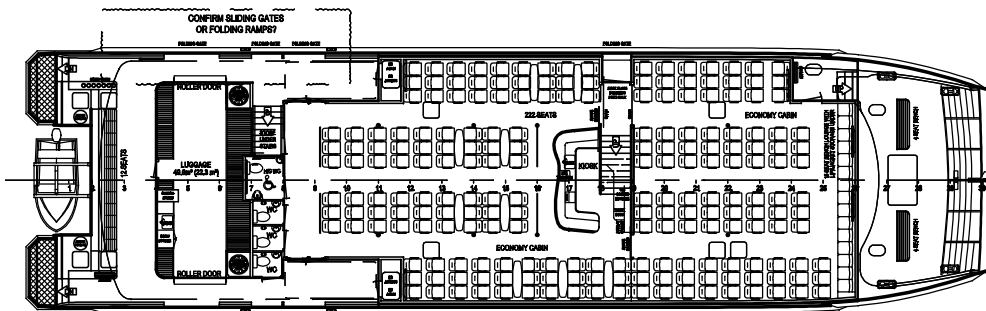
**Midship Section**



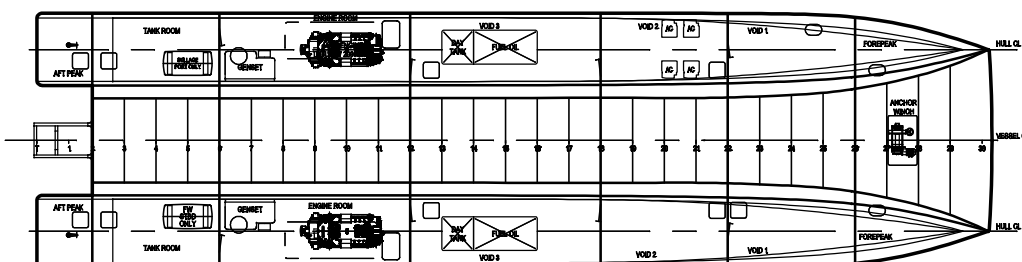
**Observation Deck**



**Upper Deck**



**Main Deck**



**Below Decks**

**PRINCIPAL PARTICULARS**

		(APPROX)
Length Extreme	36.08 m	2x3000 L
Length WL	34.90 m	1x1200 L
Beam (Overall)	10.00 m	2x1200 L
Beam (Modified)	9.60 m	2x3
Depth (Modified)	3.10 m	Seats (External)
Draft - 350 Pex	1.84 m	Seats (Internal)
Draft - 03L	1.90 m	Passengers - Covered
		Passengers - Observation Deck +60
		Passengers - Ext. Main Deck 20
		Passengers - Total Seated 468

**ONE 2 THREE 35m CATAMARAN 13 FEBRUARY 2013**

One 2 Three Pty Ltd | 11 Phillips Rd | Kogarah | NSW | 2217 | Australia | Tel: +61-2-9533-0366 | Fax: +61-2-9533-0344 | design@one2three.com.au  
 THIS DRAWING AND ALL INFORMATION CONTAINED WITHIN REMAIN THE SOLE PROPERTY OF ONE 2 THREE PTY. LTD. NO PART MAY BE COPIED, MODIFIED OR REPRODUCED IN ANY MANNER WITHOUT THE PRIOR WRITTEN PERMISSION OF ONE 2 THREE PTY. LTD. © 2013 COMMERCIAL-IN-CONFIDENCE

DRAWING # 12061-0001, REVISION Q, A1 SHEET SCALE 1:100